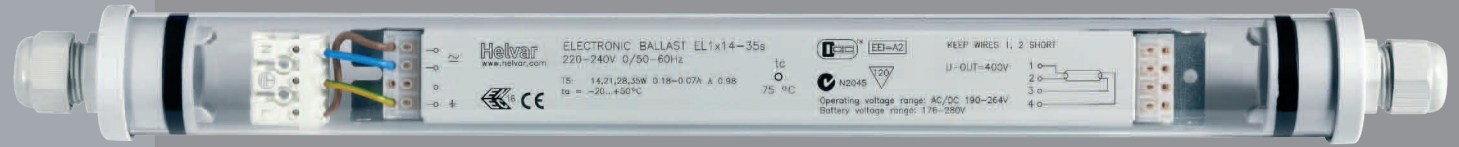



Moulded Ballast Case and Ballasts

- Specifically designed to complement our Stick-Lite and Lamp-Trays with fly leads. This range of ballasts and casings are available either for hard wiring or plug and go with dimmable single and twin units available.

- Waterproof IP64 ballast housings are available for single lamp operation only and are not suitable for external dimming applications. Please check product compatibility with our sales staff.



IP64-single HWS. Switched Length 460mm. Dimmable Length 560mm. Both 40mm diameter with 44mm diameter end caps.



Hard wired – Single (HWS) Length 365mm. Fixing centres 315mm.



Hard wired – Single (HWS) Length 365mm. Fixing centres 315mm.



Plug & Socket – Single (PSS) Length 365mm. Fixing centres 315mm.



Hard wired (HWT) (Single dimmable for stick-lites) (Single or Twin dimmable for Fly trays) Length 515mm. Fixing centres 465mm.

Moulded Ballast Case and Ballast's



TECHNICAL INFORMATION

Ballast and Case for T5 and T8 Stick-Lites

BALLAST/S

High frequency electronic. Alternative makes often specified by end user or design consultant. EncapSulite only supply known brands and not cheap imports.

DIMMING PROTOCOL (Fly Lead Trays)

1-10v, DSI or DALI can be specified. Single or twin ballasts.

DIMMING PROTOCOL (Stick-Lites)

1-10v only and up to a maximum of 28w. Single ballast only.

FIXING

Free standing, or with two suitable screws through rear of case, (not supplied).

CONSTRUCTION

Two part moulded ballast case with terminal connector and four screws for fixing lid and clamping cables. IP64 version, polycarbonate with Nylon 6 end caps and 20mm cable glands.

VOLTAGE

220-240v AC 50-60Hz, limited availability
110v AC 50-60Hz variants, please enquire.
Stick-Lites are not recommended for use with emergency conversions.



OPERATION TEMPERATURE

The ballast case can withstand temperatures from -50 – +120°C.
The ballast temperature range is -20 – +50°C.

High Output ballast range 0 – +50°C.
T5 dimmable ballasts will only operate from +10 – +50°C.

STANDARDS

Ballast/s EN 61347, EN 60929, EN 61547, EN 61000-3-2, EN 55015, EN 60598-2-22 EN 60928 B.5e. Ballast Case Trirex UL-V0 Rated GWT 850c IEC695-2-1.

Some ballasts are suitable for both Class 1 and Class 2 installations.

Covers EMC/LV requirements CE WEEE and ROHS compliant.

AS/NZS CISPR 15:2002; compatible with Tridonic.atco ECG



WIRING

0.75mm – 1.5mm solid or tinned terminations to ballast only.

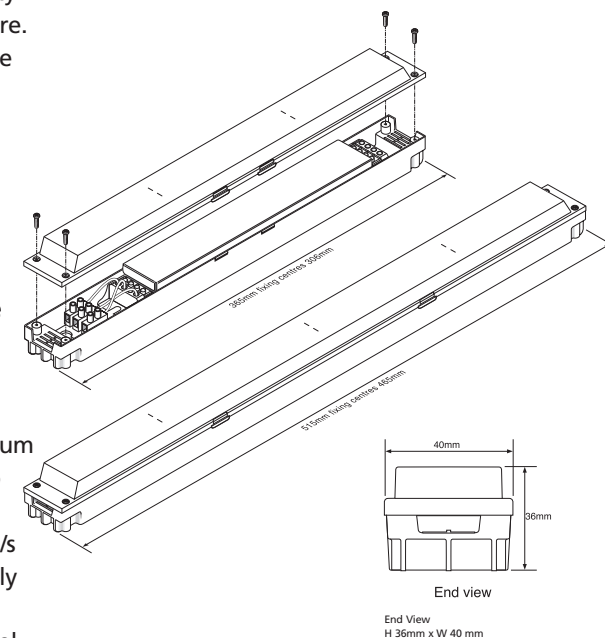
VOLTAGE

220-240v AC 50-60Hz, limited availability
110v AC 50-60Hz variants, please enquire.
Stick-Lites are not recommended for use with emergency conversions.

RECOMMENDATION / LIMITATIONS

Do not use twin ballasts for stick-lites.
Only 1-10v is suitable for dimming T5 stick-lites up to 28w. Due to voltage drop between the lamp and ballast the following should be observed.

Do not use single and twin dimmable ballasts on the same control circuit (Excludes DALI protocol). Ensure minimum dimming level does not allow the lamp to drop out (switch off), Irrespective of control output level readings, the lamp/s must always remain on at approximately 10% light output, glowing down their entire length at minimum dimming level. Failure to observe this will result in rapid lamp failure and invalidate warranties. Request separate installation sheet for further details. Maximum lamp cable for dimming Stick-Lites is 0.5m. Please call for further information.



Incorrect wiring or programming will invalidate all warranties.

For Product support Freecall 1800 733 113 or Email info@yld.com.au